

SafeHandlingSheet Disposable

SystemRoMedic™

Art nr:

47592006

47512006

47512007

SWL: 300kg/660lbs

Art nr:

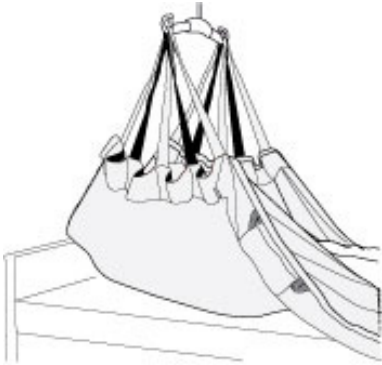
47512008

Max: 400kg/900lbs

Art nr:

47512009

Max: 570kg/1250lbs



SafeHandlingSheet Disposable Disposable is a sheet made of disposable material that can be used for repositioning in bed with both stationary and mobile lifts. It features suspension points on each side of the patient. SafeHandlingSheet Disposable is designed to meet the need for repositioning patients in bed.

SystemRoMedic includes a wide range of functional, comfortable, high-quality slings that can be adapted for different types of lifting and for patients with different needs. The slings are available in several different materials and in sizes from XXS to XXL. All models are safe and very easy to use and are rated for lifting patients weighing up to 300 kg. The choice of model and material depends on the patient's needs and the transfer situation.



Functional inspection

Visual and mechanical inspection

Check the condition and function regularly. SafeHandlingSheet Disposable must not be used if it has been laundered. Always check the label with the symbol "Do Not Wash" before use, if the product is washed emerges instead the symbol "Will Not Be used" and the product must be discarded. Check to ensure that seams and material are free from damage. Check to ensure that fabric is not worn or faded. Apply load to the device and check to ensure that handles withstand heavy load. If there are signs of wear, the product must be discarded.



Always read the manual

Always read the manuals for all assistive devices used during a transfer.


Keep the manual where it is accessible to users of the product.

Do not leave the patient unattended during a transfer situation.

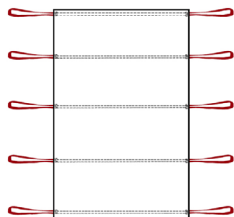
To prevent discomfort and the risk of the patient sliding out of the sling, trial fit the sling carefully. Use a slingbar that has been tested.

The lowest allowable safe working load always determines the safe working load of the assembled system. Always check the safe working loads for the lift and accessories before use. Contact your dealer if you have any questions.

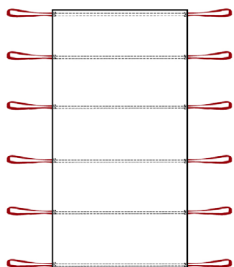
Description of SafeHandlingSheet Disposable



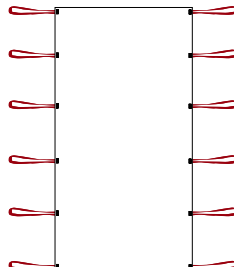
SHSheet disposable Non-Woven
Art nr: 47592006



SHSheet disposable cotton M
Art nr: 47512006



SHSheet disposable cotton L
Art nr: 47512007



SHSheet disposable cotton XL
Art nr: 47512008
SHSheet disposable cotton XXL
Art nr: 47512009



SafeHandlingSheet Disposable is designed so that it can be connected to the slingbar hooks to enable repositioning higher up in bed and turning in bed.

When repositioning is completed, bed the straps in under the mattress.

Tip!

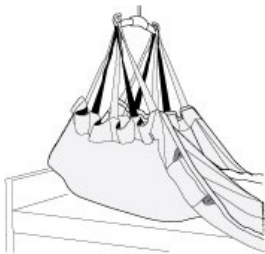
- Use with plain sheets on top of SafeHandlingSheet Disposable.
- Place the user in the center of SafeHandlingSheet Disposable.
- The extra material available with SafeHandlingSheet Disposable allows the user to be repositioned several times before you need to reposition the user on SafeHandlingSheet Disposable.
- Recommended for use with traversing (x-y axis) ceiling lift systems.
- If possible, consider moving the bed in the first place instead of shoot / draw the user when he / she lifted from the surface.

Use of SafeHandlingSheet Disposable



Higher up in bed:

Connect the five uppermost straps on both sides of the SafeHandlingSheet to the slingbar. Take care to eliminate as many friction points as possible. Start raising the lift and move the patient higher up in bed.



Turning in bed:

If the user is to be positioned in the center of the bed after turning, it is recommended to first reposition the user (see: Higher Up in Bed) laterally to one side of the bed and then roll the user towards the center of the bed.

To perform the roll, connect the four center-most lift straps on the side of SafeHandlingSheet Disposable (side opposite the direction of the intended roll) to the sling bar. If bed rails are not used, a caregiver should stand on either side of the bed to ensure the safety of the user. Raise the lift to gently turn the patient towards the center of the bed.



Change of SafeHandlingSheet Disposable:

When replacing an old SafeHandlingSheet Disposable with a new one, start with a lift as previously described. When the user is lifted clear of the bed, place the new SafeHandlingSheet Disposable centered on the bed.

Lower the user back down to the bed and disconnect the old SafeHandlingSheet Disposable from the sling bar. Connect the new SafeHandlingSheet Disposable to the sling bar and roll the user onto their side (see: Turning in Bed) and roll / tuck the old SafeHandlingSheet Disposable behind the user, then roll the user back down onto the bed. Do another turn with the new SafeHandlingSheet Disposable in the opposite direction and pull away the old SafeHandlingSheet Disposable from behind the user, then roll the user back down onto the bed.

Care of the product:

Read the product label.

Do not launder. Discard the product if it is soiled or if there is a need to use another product.



Product	Art no	Measures	Material	SWL
SHSheet Non-Woven	47592006	200x120cm/78x47"	Non-Woven, polypropylene	300kg / 661 lbs.
SHSheet Cotton M	47512006	175x112cm/69-44"	Cotton/polyester	300kg / 661 lbs.
SHSheet Cotton L	47512007	220x135cm/87x53"	Cotton/polyester	300kg / 661 lbs.
SHSheet Cotton XL	47512008	220x135cm/87x53"	Cotton/Polyester	400kg / 900lbs
SHSheet Cotton XXL	47512009	220x160cm/87x63"	Cotton/Polyester	570kg / 1250lbs

Contact your local distributor if you have any questions about the product and its use. See www.handicare.com for a complete list of distributors. Always make sure that you have the right version of the manual. The most recent editions of manuals are available for downloading from our website, www.handicare.com.

Handicare AB

Veddestav. 15. Box 640 Tel: +46 (0)8 -557 62 200

SE-175 27 Järfälla Fax: +46 (0)8-557 62 299

SWEDEN

Internet: www.handicare.com

E-mail: info@handicare.se

