

Care instructions

Showering, bathing and toileting

Mobile devices for showering, bathing and toileting

Quality and environment certification

Handicare AB is quality and environment certified in accordance with ISO 9001, ISO 14001 and ISO 13485. Handicare AB is continuously and actively working to secure and develop the quality and the environmental thinking within the company.



Tested and approved products

The assistive devices manufactured by Handicare AB are of top-quality and fulfill established standards for these types of medical- and healthcare aids. All of our assistive devices are CE-marked and many



are patented. All of our assistive devices meet the requirements of the Medical Devices Directive for Class 1 products 93/42/EEC. Our showering, bathing and toileting aids also meet the requirements of EN 12182.

High quality materials

Handicare's showering, bathing and toileting aids are mainly produced using steel and stainless steel tubing. The products are finished with a durable, high quality epoxy coating. Most products are available in several colours. The stainless steel products are also available in polished variants.

Overview of materials

- Metal tubing:
steel ST37,2, DIN17100, Ø 25.4 mm x 1.5 mm
stainless steel AISI 304, Ø 25.4 mm, 1.5 mm
stainless steel AISI 316, Ø 25.0 mm, 1.5 mm
- Cast aluminium armrests for shower and commode/shower chairs LI21-series
- 'Coral' shower stools and chairs: fibreglass reinforced plastic
- Polyurethane seat and back components, 'Shower stool', 'Combi' series, LI21-series
- 'Shower stool round' seat: ABS
- Textile cover, shower and commode/shower stools LI21-series and shower trolleys LI25-series: woven polyester fabric with plastic coating
- Textile cover on back Coral: polyester
- Textile belts such as hip and calf belts: nylon

Pretreatment for coating

As a pretreatment for coating, all steel parts are alkaline de-greased, pickled, phosphated and passified in order to guarantee optimum and durable adhesion of the coating.

Coating

The coating layer is an epoxy polyester with a layer thickness of 80–100 µm. This coating is weatherproof and impact resistant (Buchholz hardness test according to DIN 53153: > 80).

The coating complies with the demanding salt spray test according to DIN 50021/ASTM B1117 (1000 hours, <1 mm).

Textiles

The textiles on the shower seats and 'Commode/shower chairs' (LI21-series) and 'Shower trolleys' (LI25-series) are woven polyester fabric with a plastic coating. The fabric is slightly stretched and glued all around the tubing, aligned to the frame surface. This brings the seating and lying surfaces flat against the frame, which facilitates transfers. Safety and hygiene are guaranteed thanks to full adhesion around the tubing. The cover is very durable and simple to clean. The material will not deform, and will adapt to the body temperature of the user, making it feel very comfortable. The textile cover is only available in a neutral white colour.

Maintenance, washing and cleaning instructions

Washing, cleaning and maintenance of medical aids is not only a prerequisite for hygiene and safety, but also for prevention of infections. General information on maintenance of our products can be found below. For more information, refer to the instructions in the user manuals. Our products are being constantly developed and improved, we therefore retain the right to change products without prior notice.

The latest information is always available via our website: www.handicare.com.

Maintenance before and during use

Handicare recommends that the product be regularly inspected as follows:

- Make sure the product is correctly assembled.
- For optimum safety, we advise that the bolts of the expander on each castor be tightened before use and approximately every 4 weeks. They should be regularly checked.
- Check whether the castors and brakes are free from dirt and hairs.
- Check that all screws and nuts are sufficiently tightened.
- Check that all clips are in the correct position and that they can function safely.
- Regularly check whether all parts are secure and correctly positioned.
- Check for possible damage to the material.

Care instructions

Showering, bathing and toileting

Daily cleaning

1. For optimum hygiene, it is advisable to rinse the products directly after use with warm water or a neutral soap solution (pH 6–8). We recommend against the use of chlorine, solvents, abrasives or other aggressive detergents, as these may discolour the coating, PUR parts and plastic, or may even damage the materials. Some parts, such as seats, buckets and bedpans can be removed or folded up for easy cleaning. It is important that these parts are fitted back in place correctly.
2. After rinsing, the product should be wiped using a soft clean, damp cloth. Rinsing and wiping ensures that soap and secretions are directly removed, therefore minimising the risk of bacterial growth.
3. Allow the product to dry, preferably in a well-ventilated space, until it is used again.

Disinfection







Disinfection of the product must take place according to the protocol of the facility, in terms of method, duration and frequency. The general Handicare guidelines are given below:

The products, including the polyurethane parts, can withstand temperatures up to 85°C for 3 minutes. Alternative options are: 90°C/1 minute or 80°C/10 minutes.

Disinfection can take place using the disinfecting agents approved by the local care authorities.

A 70% ethanol solution or 45% isopropanol or comparable can be used without a problem.

Any removable textile components, such as the Coral back cover, calf and safety belts, can be washed at 60–85°C and dried in a tumble drier on a low temperature.

| | |
|---|---|
|  |  |
| 85°C 185°F | 3 min |
|  |  |
| 90°C 194°F | 1 min |
|  |  |
| 80°C 176°F | 10 min |

Reuse

Any defect or worn parts must be replaced before the product is reused or deployed for a new client. Disinfection of the product, as described above, is essential.

Recycling

Once the product has reached the end of its technical life, it must be disposed of in constituent parts. Plastic parts can be sorted as residual waste. Metal parts must be treated as metal waste for optimum recycling.